



Multistage Submersible Pumps

Made in China





Close coupled multi-stage submersible pumps in chrome-nickel stainless steel.

Hydraulic part under the motor and motor cooled by the pumped water for safe operation also with the pump only partially immersed.

Double shaft seal with interposed oil chamber.

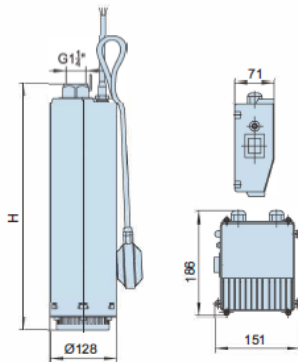
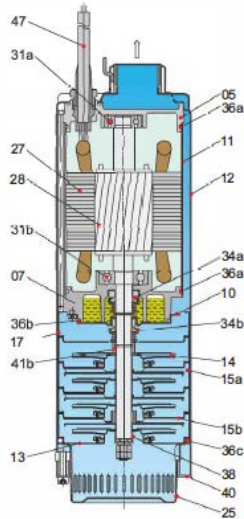
The suction strainer prevents the entrance of solids with diameter bigger than:2mm

Application

- For water supply from wells, tanks or reservoirs.
- For domestic use, for civil and industrial applications.
- For garden use and irrigation. Utilization of rain water.

Specification

- Insulation class: F
- Protection class: IP68
- Water temperature up to 35 °C
- Minimum internal diameter of well: 132mm
- Minimum immersion depth: 100mm
- Maximum immersion depth: 20m (with suitable cable length)
- Continuous duty
- Power: single-phase:0.55 kW - 1.5kW
three-phase: 0.55 kW - 1.5kW
- Power supply:
 - **SCXM**: single phase 230V±10%, 50Hz;
220V±10%, 60Hz;
Control box with capacitor. And thermal device;
Float switch (on demand)
 - **SCX**: three phase 230V±10%, 50Hz;
220V±10%, 60Hz;
three phase 400V±10%, 50Hz;
380V±10%, 60Hz;
- Cable length: 15m



MXSM-CG
with float switch
pump(on demand)

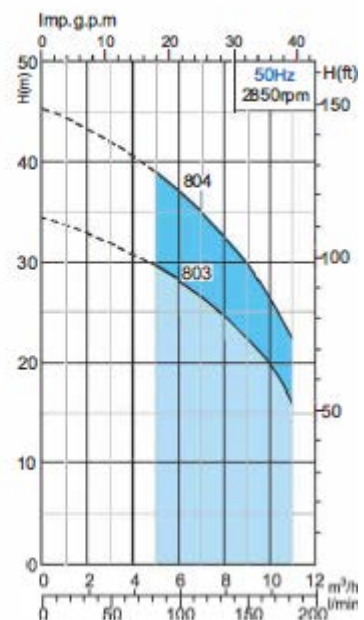
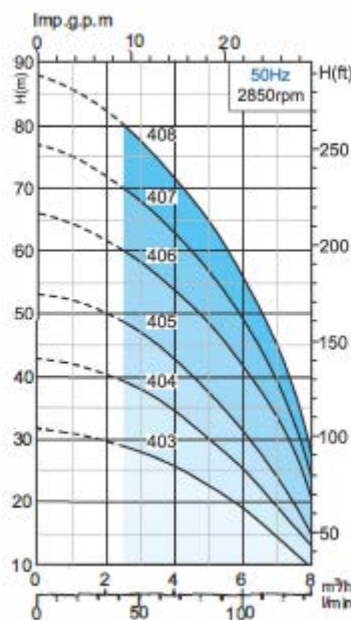
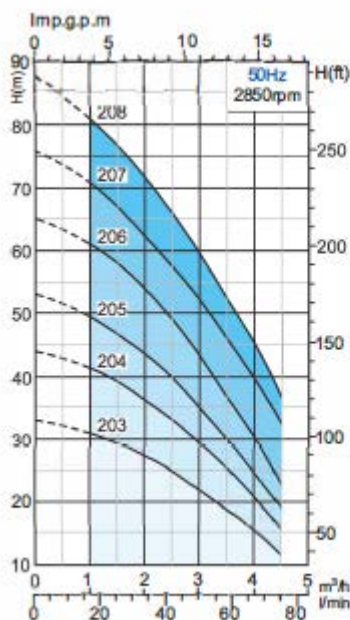
Material of Construction Type A

Item No.	Part name	Material
5	Up-Bearing House	Cast-Cu
7	Bearing House	Cast-Cu
10	Seal Bracket	AISI304SS
11	Motor Casing	AISI304SS
12	Outer Casing	AISI304SS
13	Pump Casing	AISI304SS
14	Impeller	AISI304SS
15	Diffuser & Casing	AISI304SS
17	Suction Interconnector	AISI304SS
25	Strainer	AISI304SS
27	Stator	
28	Rotor	
31	Bearing	
34a	Mechanical Seal	Carbon-Ceramic
34b	Mechanical Seal	Sic-Sic
36	O'ring	NBR
38	Shaft Sleeve	AISI304SS
40	Fixed Ring	AISI304SS
41b	Pressing Block	AISI304SS
47	Cable	H07RN-F

Performance table & curves

Performance Table - 50 Hz										
Model	Type	Phase	230V	400V	Capacitor		P1	P2		
			A	A	F	V	kW	kW	HP	
SCX 203	A	3	2,4	1,4	20	450	0,8	0,55	0,75	
SCX 204	A		2,7	1,6	20	450	0,85	0,55	0,75	
SCX 205	A		3,3	1,9	20	450	1,1	0,75	1	
SCX 206	A		3,8	2,2	25	450	1,3	0,9	1,2	
SCX 207	A		4,3	2,45	30	450	1,35	0,9	1,2	
SCX 208	A		4,8	2,75	30	450	1,55	1,1	1,5	
SCX 403	A	3	3,3	1	20	450	1,1	0,75	1	
SCX 404	A		3,8	2,2	25	450	1,3	0,9	1,2	
SCX 405	A		4,5	2,6	25	450	1,55	1,1	1,5	
SCX 406	A		4,8	2,8	30	450	1,65	1,1	1,5	
SCX 407	A		5,7	3,3	35	450	1,95	1,5	2	
SCX 408	A		6,6	3,8	35	450	2,2	1,5	2	
SCX 803	A	3	4,5	2,6	25	450	1,55	1,1	1,5	
SCX 804	A		6	3,8	35	450	1,95	1,5	2	

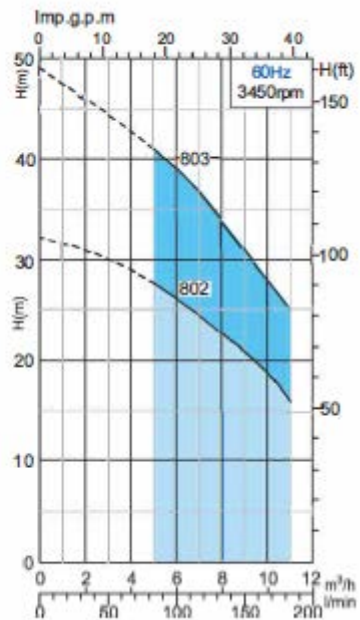
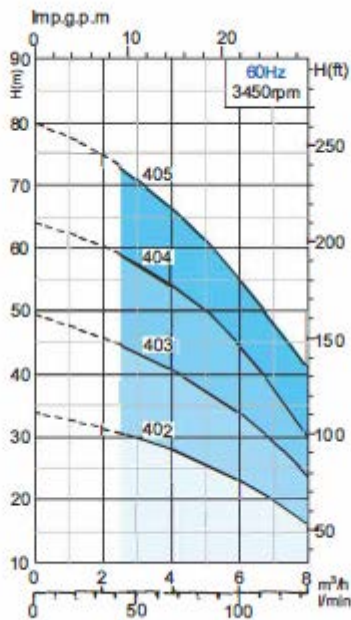
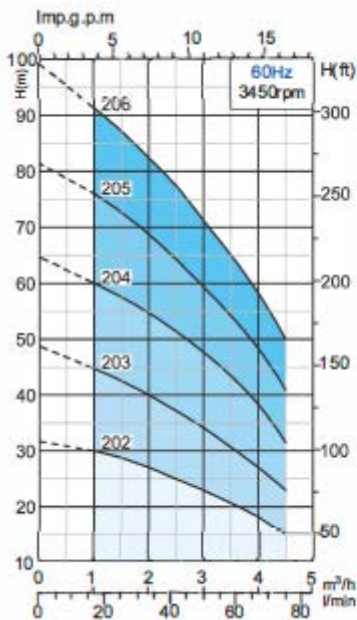
Performance Table - 50 Hz										
Model	Type	Phase	230V	400V	Capacitor		P1	P2		
			A	A	F	V	kW	kW	HP	
SCXM 203	A	1	2,4	-	20	450	0,8	0,55	0,75	
SCXM 204	A		2,7	-	20	450	0,85	0,55	0,75	
SCXM 205	A		3,3	-	20	450	1,1	0,75	1	
SCXM 206	A		3,8	-	25	450	1,3	0,9	1,2	
SCXM 207	A		4,3	-	30	450	1,35	0,9	1,2	
SCXM 208	A		4,8	-	30	450	1,55	1,1	1,5	
SCXM 403	A	1	3,3	-	20	450	1,1	0,75	1	
SCXM 404	A		3,8	-	25	450	1,3	0,9	1,2	
SCXM 405	A		4,5	-	25	450	1,55	1,1	1,5	
SCXM 406	A		4,8	-	30	450	1,65	1,1	1,5	
SCXM 407	A		5,7	-	35	450	1,95	1,5	2	
SCXM 408	A		6,6	-	35	450	2,2	1,5	2	
SCXM 803	A	1	4,5	-	25	450	1,55	1,1	1,5	
SCXM 804	A		6	-	35	450	1,95	1,5	2	



Performance table & curves

Performance Table - 60 Hz										
Model	Type	Phase	230V A	400V A	Capacitor		P1 kW	P2		
					F	V		kW	HP	
SCX 202	A	3	2,6	1,5	20	450	0,85	0,55	0,75	
SCX 203	A		3,3	1,9	20	450	1,1	0,75	1	
SCX 204	A		4,5	2,6	30	450	1,3	1,1	1,5	
SCX 205	A		5,1	2,9	30	450	1,65	1,1	1,5	
SCX 206	A		5,7	3,3	35	450	1,95	1,5	2	
SCX 402	A	3	3,3	1,9	20	450	1,1	0,75	1	
SCX 403	A		4,5	2,6	25	450	1,5	1,1	1,5	
SCX 404	A		5,4	3,1	35	450	2	1,5	2	
SCX 405	A		6,9	4	35	450	2,3	1,5	2	
SCX 802	A	3	5,7	3,3	35	450	1,95	1,5	2	
SCX 803	A		7,2	4,1	35	450	2,2	1,5	2	

Performance Table - 60 Hz										
Model	Type	Phase	230V A	400V A	Capacitor		P1 kW	P2		
					F	V		kW	HP	
SCXM 202	A	1	4	-	20	450	0,85	0,55	0,75	
SCXM 203	A		5	-	20	450	1,1	0,75	1	
SCXM 204	A		7	-	30	450	1,3	1,1	1,5	
SCXM 205	A		8	-	30	450	1,65	1,1	1,5	
SCXM 206	A		9,5	-	35	450	1,95	1,5	2	
SCXM 402	A	1	5	-	20	450	1,1	0,75	1	
SCXM 403	A		7	-	25	450	1,5	1,1	1,5	
SCXM 404	A		9	-	35	450	2	1,5	2	
SCXM 405	A		11	-	35	450	2,3	1,5	2	
SCXM 802	A	1	9,5	-	35	450	1,95	1,5	2	
SCXM 803	A		10,5	-	35	450	2,2	1,5	2	



Close coupled multi-stage submersible pumps in chrome-nickel stainless steel.

Hydraulic part under the motor and motor cooled by the pumped water for safe operation also with the pump only partially immersed.

Double shaft seal with interposed oil chamber.

The suction strainer prevents the entrance of solids with diameter bigger than:2mm



Application

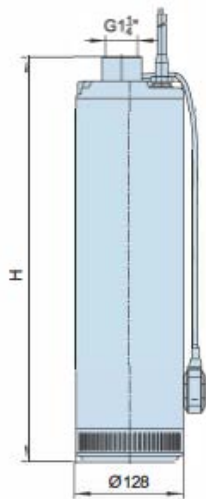
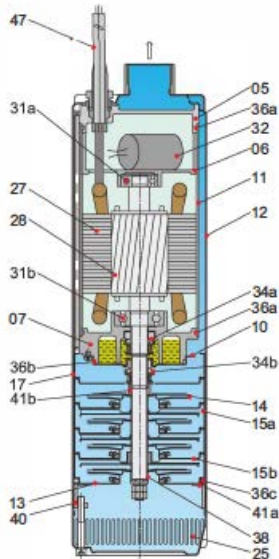
- For water supply from wells, tanks or reservoirs.
- For domestic use, for civil and industrial applications.
- For garden use and irrigation. Utilization of rain water.

Specification

- Insulation class: F
- Protection class: IP68
- Water temperature up to 35 °C
- Minimum internal diameter of well: 132mm
- Minimum immersion depth: 100mm
- Maximum immersion depth: 20m (with suitable cable length)
- Continuous duty
- Power: single-phase:0.55 kW - 1.5kW
three-phase: 0.55 kW - 1.5kW
- Power supply:
 - **SCXM:** single phase 230V±10%, 50Hz;
220V±10%, 60Hz;
Control box with capacitor. And thermal device;
Float switch (on demand)
 - **SCX:** three phase 230V±10%, 50Hz;
220V±10%, 60Hz;
three phase 400v±10%, 50Hz;
380V±10%, 60Hz;

Special features on request

- Other voltages
- The length of cable is optional



MXSM-CG
with float switch
pump(on demand)

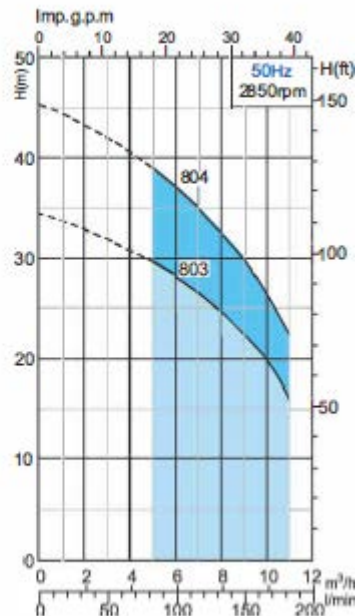
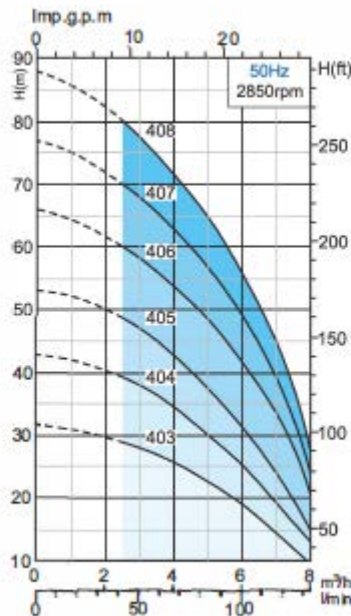
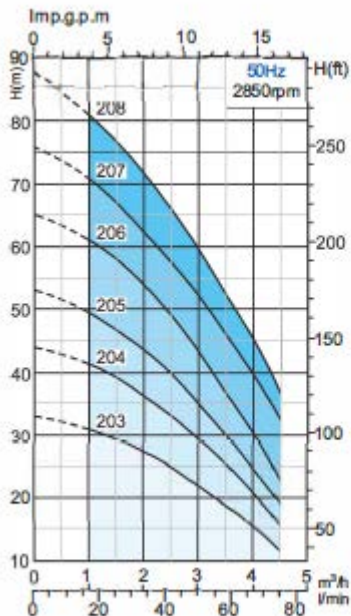
Material of Construction Type C

Item No.	Part name	Material
5	Up-Bearing House	Cast-Cu
7	Bearing House	Cast-Cu
10	Seal Bracket	AISI304SS
11	Motor Casing	AISI304SS
12	Outer Casing	AISI304SS
13	Pump Casing	AISI304SS
14	Impeller	AISI304SS
15	Diffuser & Casing	AISI304SS
17	Suction Interconnector	AISI304SS
25	Strainer	AISI304SS
27	Stator	
28	Rotor	
31	Bearing	
34a	Mechanical Seal	Carbon-Ceramic
34b	Mechanical Seal	Sic-Sic
36	O'ring	NBR
38	Shaft Sleeve	AISI304SS
40	Fixed Ring	AISI304SS
41b	Pressing Block	AISI304SS
47	Cable	H07RN-F

Performance table & curves

Performance Table - 50 Hz										
Model	Type	Phase	230V	400V	Capacitor		P1	P2		
			A	A	F	V	kW	kW	HP	
SCX 203	C	3	2,4	1,4	20	450	0,8	0,55	0,75	
SCX 204	C		2,7	1,6	20	450	0,85	0,55	0,75	
SCX 205	C		3,3	1,9	20	450	1,1	0,75	1	
SCX 206	C		3,8	2,2	25	450	1,3	0,9	1,2	
SCX 207	C		4,3	2,45	30	450	1,35	0,9	1,2	
SCX 208	C		4,8	2,75	30	450	1,55	1,1	1,5	
SCX 403	C	3	3,3	1	20	450	1,1	0,75	1	
SCX 404	C		3,8	2,2	25	450	1,3	0,9	1,2	
SCX 405	C		4,5	2,6	25	450	1,55	1,1	1,5	
SCX 406	C		4,8	2,8	30	450	1,65	1,1	1,5	
SCX 407	C		5,7	3,3	35	450	1,95	1,5	2	
SCX 408	C		6,6	3,8	35	450	2,2	1,5	2	
SCX 803	C	3	4,5	2,6	25	450	1,55	1,1	1,5	
SCX 804	C		6	3,8	35	450	1,95	1,5	2	

Performance Table - 50 Hz										
Model	Type	Phase	230V	400V	Capacitor		P1	P2		
			A	A	F	V	kW	kW	HP	
SCXM 203	C	1	2,4	-	20	450	0,8	0,55	0,75	
SCXM 204	C		2,7	-	20	450	0,85	0,55	0,75	
SCXM 205	C		3,3	-	20	450	1,1	0,75	1	
SCXM 206	C		3,8	-	25	450	1,3	0,9	1,2	
SCXM 207	C		4,3	-	30	450	1,35	0,9	1,2	
SCXM 208	C		4,8	-	30	450	1,55	1,1	1,5	
SCXM 403	C	1	3,3	-	20	450	1,1	0,75	1	
SCXM 404	C		3,8	-	25	450	1,3	0,9	1,2	
SCXM 405	C		4,5	-	25	450	1,55	1,1	1,5	
SCXM 406	C		4,8	-	30	450	1,65	1,1	1,5	
SCXM 407	C		5,7	-	35	450	1,95	1,5	2	
SCXM 408	C		6,6	-	35	450	2,2	1,5	2	
SCX 803	C	1	4,5	-	25	450	1,55	1,1	1,5	
SCX 804	C		6	-	35	450	1,95	1,5	2	



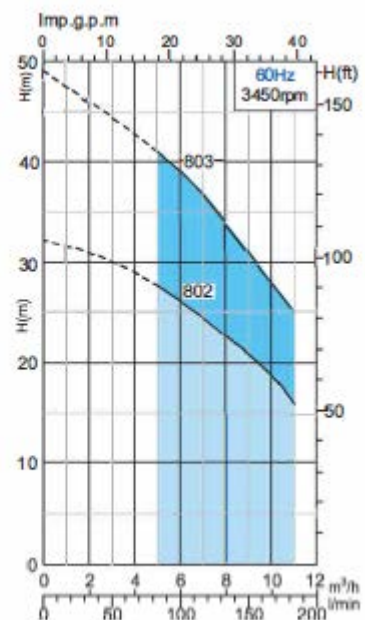
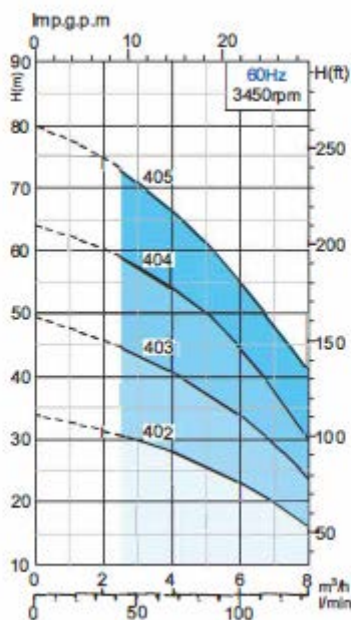
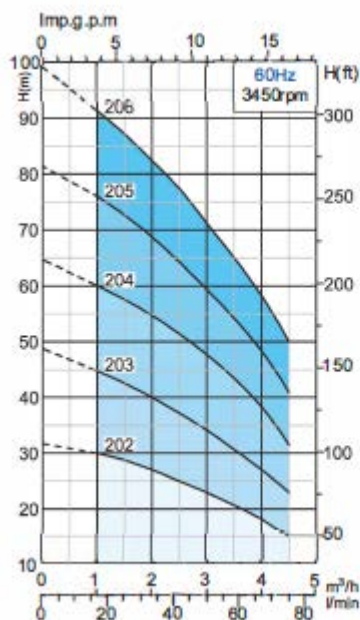
Performance table & curves

Performance Table - 60 Hz

Model	Type	Phase	230V		400V		Capacitor		P1	P2
			A	A	A	A	F	V	kW	kW
SCX 202	C	3	2,6	1,5	20	450	0,85	0,55	0,75	
SCX 203	C		3,3	1,9	20	450	1,1	0,75	1	
SCX 204	C		4,5	2,6	30	450	1,3	1,1	1,5	
SCX 205	C		5,1	2,9	30	450	1,65	1,1	1,5	
SCX 206	C		5,7	3,3	35	450	1,95	1,5	2	
SCX 402	C	3	3,3	1,9	20	450	1,1	0,75	1	
SCX 403	C		4,5	2,6	25	450	1,5	1,1	1,5	
SCX 404	C		5,4	3,1	35	450	2	1,5	2	
SCX 405	C		6,9	4	35	450	2,3	1,5	2	
SCX 802	C	3	5,7	3,3	35	450	1,95	1,5	2	
SCX 803	C		7,2	4,1	35	450	2,2	1,5	2	

Performance Table - 60 Hz

Model	Type	Phase	230V		400V		Capacitor		P1	P2
			A	A	A	A	F	V	kW	kW
SCXM 202	C	1	4	-	20	450	0,85	0,55	0,75	
SCXM 203	C		5	-	20	450	1,1	0,75	1	
SCXM 204	C		7	-	30	450	1,3	1,1	1,5	
SCXM 205	C		8	-	30	450	1,65	1,1	1,5	
SCXM 206	C		9,5	-	35	450	1,95	1,5	2	
SCXM 402	C	1	5	-	20	450	1,1	0,75	1	
SCXM 403	C		7	-	25	450	1,5	1,1	1,5	
SCXM 404	C		9	-	35	450	2	1,5	2	
SCXM 405	C		11	-	35	450	2,3	1,5	2	
SCXM 802	C	1	9,5	-	35	450	1,95	1,5	2	
SCXM 803	C		10,5	-	35	450	2,2	1,5	2	



Close coupled multi-stage submersible pumps in chrome-nickel stainless steel.

Hydraulic part under the motor and motor cooled by the pumped water for safe operation also with the pump only partially immersed.

Double shaft seal with interposed oil chamber.

The suction strainer prevents the entrance of solids with diameter bigger than:2mm



Application

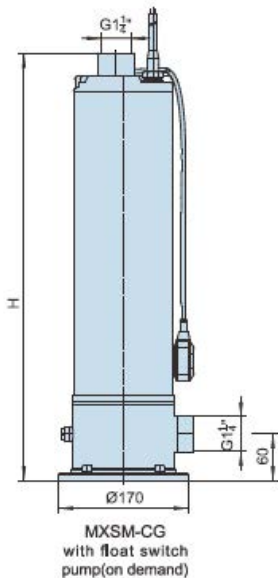
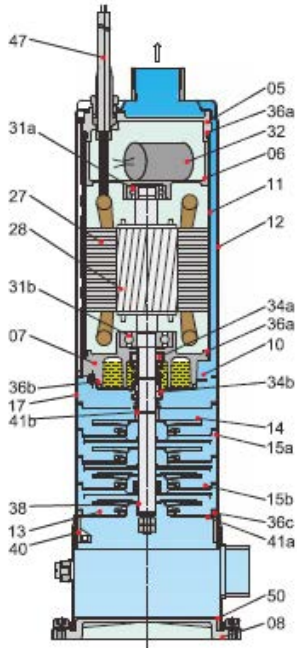
- For water supply from wells, tanks or reservoirs.
- For domestic use, for civil and industrial applications.
- For garden use and irrigation. Utilization of rain water.
- For pipeline pressurization.

Specification

- Insulation class: F
- Protection class: IP68
- Water temperature up to 35 °C
- Minimum internal diameter of well: 132mm
- Minimum immersion depth: 100mm
- Maximum immersion depth: 20m (with suitable cable length)
- Continuous duty
- Power: single-phase:0.55 kW - 1.5kW
three-phase: 0.55 kW - 1.5kW
- Power supply:
 - **SCXM:** single phase 230V±10%, 50Hz;
220V±10%, 60Hz;
Control box with capacitor. And thermal device;
Float switch (on demand)
 - **SCX:** three phase 230V±10%, 50Hz;
220V±10%, 60Hz;
three phase 400V±10%, 50Hz;
380V±10%, 60Hz;
- Cable length: 15m

Special features on request

- Other voltages
- The length of cable is optional



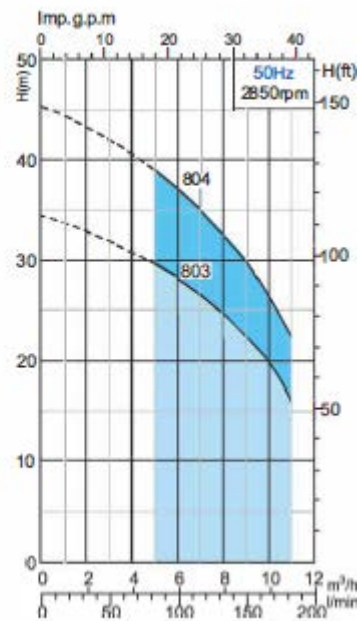
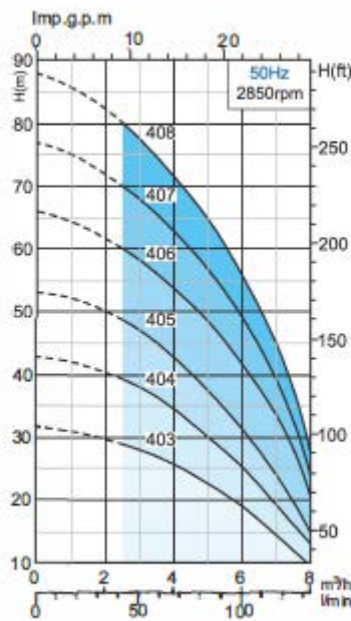
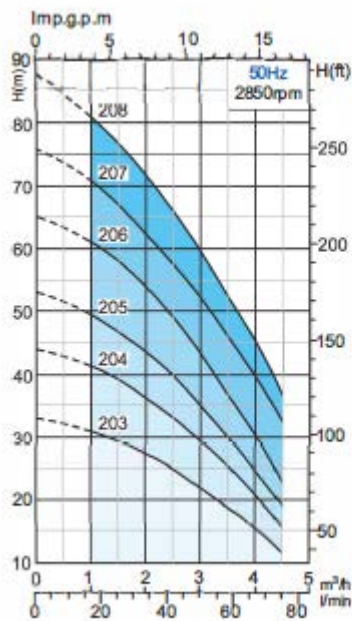
Materials of Construction Type P

Item No.	Part name	Material
5	Up-Bearing House	Cast-Cu
6	Up-Bearing House	Aluminium die Casting
7	Bearing House	Cast-Cu
8	Base Plate	Cast-Iron
10	Seal Bracket	AISI304SS
11	Motor Casing	AISI304SS
12	Outer Casing	AISI304SS
13	Pump Casing	AISI304SS
14	Impeller	AISI304SS
15	Diffuser & Casing	AISI304SS
17	Suction Interconnector	AISI304SS
27	Stator	
28	Rotor	
31	Bearing	
32	Capacitor	
34a	Mechanical Seal	Carbon-Ceramic
34b	Mechanical Seal	Sic-Sic
36	O'ring	NBR
38	Shaft Sleeve	AISI304SS
40	Fixed Ring	AISI304SS
41b	Pressing Block	AISI304SS
47	Cable	H07RN-F
50	Sealing bowl	NBR

Performance table & curves

Performance Table - 50 Hz										
Model	Type	Phase	230V		400V		Capacitor		P1	P2
			A	A	A	A	F	V	kW	kW
SCX 203	P	3	2,4	1,4	20	450	0,8	0,55	0,75	
SCX 204	P		2,7	1,6	20	450	0,85	0,55	0,75	
SCX 205	P		3,3	1,9	20	450	1,1	0,75	1	
SCX 206	P		3,8	2,2	25	450	1,3	0,9	1,2	
SCX 207	P		4,3	2,45	30	450	1,35	0,9	1,2	
SCX 208	P		4,8	2,75	30	450	1,55	1,1	1,5	
SCX 403	P	3	3,3	1	20	450	1,1	0,75	1	
SCX 404	P		3,8	2,2	25	450	1,3	0,9	1,2	
SCX 405	P		4,5	2,6	25	450	1,55	1,1	1,5	
SCX 406	P		4,8	2,8	30	450	1,65	1,1	1,5	
SCX 407	P		5,7	3,3	35	450	1,95	1,5	2	
SCX 408	P		6,6	3,8	35	450	2,2	1,5	2	
SCX 803	P	3	4,5	2,6	25	450	1,55	1,1	1,5	
SCX 804	P		6	3,8	35	450	1,95	1,5	2	

Performance Table - 50 Hz										
Model	Type	Phase	230V		400V		Capacitor		P1	P2
			A	A	A	A	F	V	kW	kW
SCXM 203	P	1	2,4	-	20	450	0,8	0,55	0,75	
SCXM 204	P		2,7	-	20	450	0,85	0,55	0,75	
SCXM 205	P		3,3	-	20	450	1,1	0,75	1	
SCXM 206	P		3,8	-	25	450	1,3	0,9	1,2	
SCXM 207	P		4,3	-	30	450	1,35	0,9	1,2	
SCXM 208	P		4,8	-	30	450	1,55	1,1	1,5	
SCXM 403	P	1	3,3	-	20	450	1,1	0,75	1	
SCXM 404	P		3,8	-	25	450	1,3	0,9	1,2	
SCXM 405	P		4,5	-	25	450	1,55	1,1	1,5	
SCXM 406	P		4,8	-	30	450	1,65	1,1	1,5	
SCXM 407	P		5,7	-	35	450	1,95	1,5	2	
SCXM 408	P		6,6	-	35	450	2,2	1,5	2	
SCX 803	P	1	4,5	-	25	450	1,55	1,1	1,5	
SCX 804	P		6	-	35	450	1,95	1,5	2	



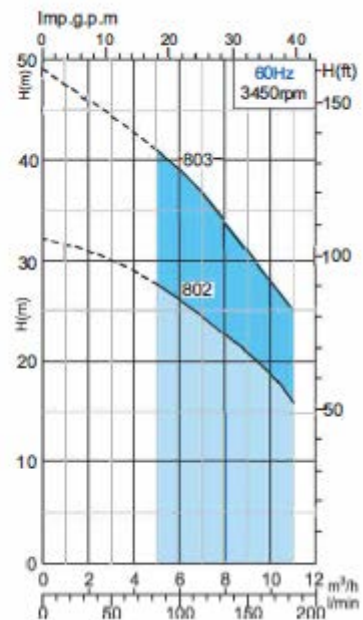
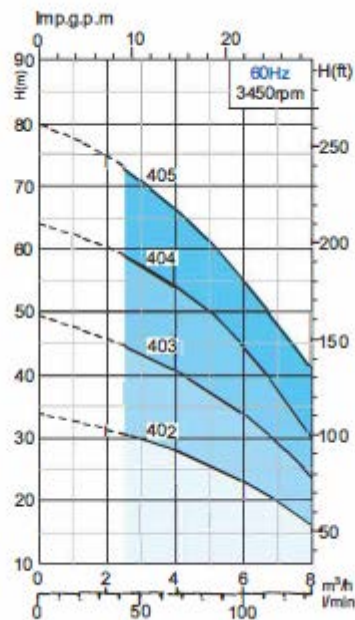
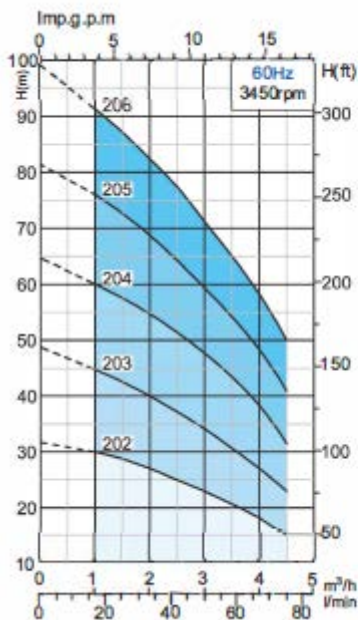
Performance table & curves

Performance Table - 60 Hz

Model	Type	Phase	230V	400V	Capacitor		P1	P2	HP
			A	A	F	V	kW	kW	
SCX 202	P	3	2,6	1,5	20	450	0,85	0,55	0,75
SCX 203	P		3,3	1,9	20	450	1,1	0,75	1
SCX 204	P		4,5	2,6	30	450	1,3	1,1	1,5
SCX 205	P		5,1	2,9	30	450	1,65	1,1	1,5
SCX 206	P		5,7	3,3	35	450	1,95	1,5	2
SCX 402	P	3	3,3	1,9	20	450	1,1	0,75	1
SCX 403	P		4,5	2,6	25	450	1,5	1,1	1,5
SCX 404	P		5,4	3,1	35	450	2	1,5	2
SCX 405	P		6,9	4	35	450	2,3	1,5	2
SCX 802	P	3	5,7	3,3	35	450	1,95	1,5	2
SCX 803	P		7,2	4,1	35	450	2,2	1,5	2

Performance Table - 60 Hz

Model	Type	Phase	230V	400V	Capacitor		P1	P2	HP
			A	A	F	V	kW	kW	
SCXM 202	P	1	4	-	20	450	0,85	0,55	0,75
SCXM 203	P		5	-	20	450	1,1	0,75	1
SCXM 204	P		7	-	30	450	1,3	1,1	1,5
SCXM 205	P		8	-	30	450	1,65	1,1	1,5
SCXM 206	P		9,5	-	35	450	1,95	1,5	2
SCXM 402	P	1	5	-	20	450	1,1	0,75	1
SCXM 403	P		7	-	25	450	1,5	1,1	1,5
SCXM 404	P		9	-	35	450	2	1,5	2
SCXM 405	P		11	-	35	450	2,3	1,5	2
SCXM 802	P	1	9,5	-	35	450	1,95	1,5	2
SCXM 803	P		10,5	-	35	450	2,2	1,5	2



Close coupled multi-stage submersible pumps in chrome-nickel stainless steel.

Hydraulic part under the motor and motor cooled by the pumped water for safe operation also with the pump only partially immersed.

Double shaft seal with interposed oil chamber.

The suction strainer prevents the entrance of solids with diameter bigger than:2mm



Application

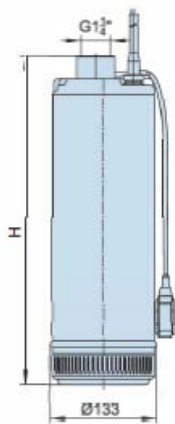
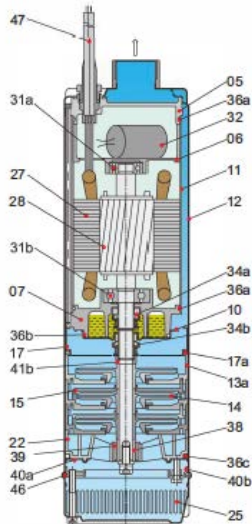
- For water supply from wells, tanks or reservoirs.
- For domestic use, for civil and industrial applications.
- For garden use and irrigation. Utilization of rain water.

Specification

- Insulation class: F
- Protection class: IP68
- Water temperature up to 35 °C
- The solids in the water is less than 0.02%{heavy proportion}
- Minimum internal diameter of well: 132mm
- Minimum immersion depth: 100mm
- Maximum immersion depth: 20m (with suitable cable length)
- Continuous duty
- Power: single-phase:0.55 kW~ 1.3kW
three-phase: 0.55 kW~ 1.3kW
- Power supply:
 - SCXM:** single phase 230V±10%, 50Hz;
220V±10%, 60Hz;
Control box with capacitor. And thermal device;
Float switch (on demand)
 - **SCX:** three phase 230V±10%, 50Hz;
220V±10%, 60Hz;
three phase 400V±10%, 50Hz;
380V±10%, 60Hz;
- Cable length: 15m

Special features on request

- Other voltages
- The length of cable is optional



MXSM-CG
with float switch
pump(on demand)

Material of Construction Type D

Item No.	Part name	Material
5	Up-Bearing House	Cast-Cu
6	Up-Bearing House	Aluminium die Casting
7	Bearing House	Cast-Cu
10	Seal Bracket	AISI304SS
11	Motor Casing	AISI304SS
12	Outer Casing	AISI304SS
13	Pump Casing	AISI304SS
14	Impeller	AISI304SS
15	Diffuser & Casing	AISI304SS
17	Suction Interconnector	AISI304SS
17a	Coupling Ring	PPO
22	Seat Assembly	PPO
25	Strainer	AISI304SS
27	Stator	
28	Rotor	
31	Bearing	
32	Capacitor	
34a	Mechanical Seal	Carbon-Ceramic
34b	Mechanical Seal	Sic-Sic
36	O'ring	NBR
38	Shaft Sleeve	AISI304SS
39	Bush Bearing	PU
40a	Sealing Plate	AISI304SS
40b	Locking Plate	AISI304SS
41b	Pressing Block	AISI304SS
46	Circlips	AISI304SS
47	Cable	H07RN-F

Performance Table - 50 Hz

Model	Type	Phase	230V 400V Capacitor				P1		P2
			A	A	F	V	kW	kW	HP
SCX 203	D	3	2,4	1,4	20	450	0,8	0,55	0,75
SCX 204	D		2,7	1,6	20	450	0,9	0,6	0,8
SCX 205	D		3,4	2	20	450	1,1	0,75	1
SCX 206	D		3,9	2,3	25	450	1,3	0,9	1,2
SCX 207	D		4,5	2,6	30	450	1,55	1,1	1,5
SCX 208	D		5,3	3,1	30	450	1,85	1,3	1,75

Performance Table - 60 Hz

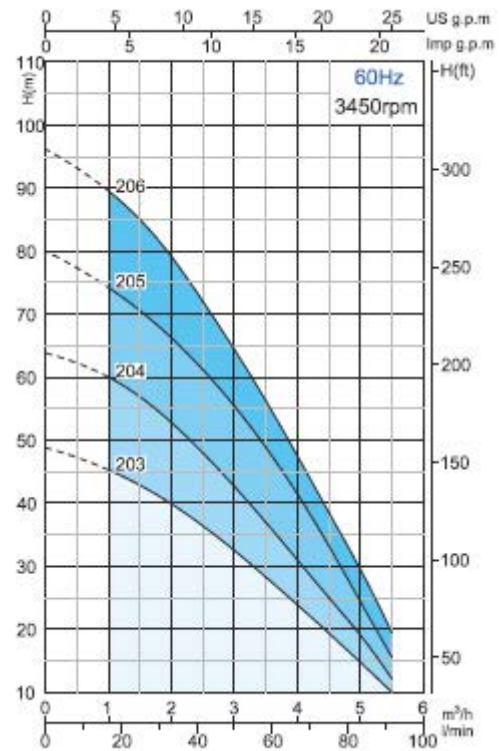
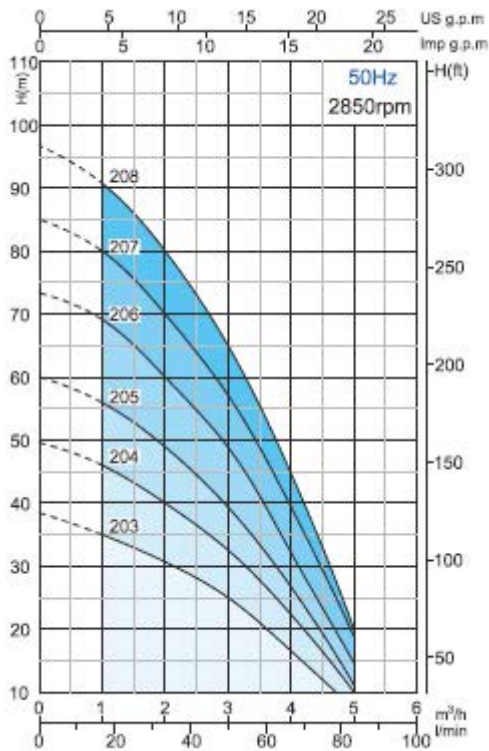
Model	Type	Phase	230V 400V Capacitor				P1		P2
			A	A	F	V	kW	kW	HP
SCX 203	D	3	2,9	1,7	20	450	1	0,6	0,8
SCX 204	D		3,8	2,2	25	450	1,35	0,9	1,2
SCX 205	D		4,5	2,6	25	450	1,6	1,1	1,5
SCX 206	D		5	2,9	30	450	1,85	1,3	1,75

Performance Table - 50 Hz

Model	Type	Phase	230V 400V Capacitor				P1		P2
			A	A	F	V	kW	kW	HP
SCXM 203	D	1	3,5	-	20	450	0,8	0,55	0,75
SCXM 204	D		4,4	-	20	450	0,9	0,6	0,8
SCXM 205	D		5	-	20	450	1,1	0,75	1
SCXM 206	D		6	-	25	450	1,3	0,9	1,2
SCXM 207	D		6,8	-	30	450	1,55	1,1	1,5
SCXM 208	D		7,8	-	30	450	1,85	1,3	1,75

Performance Table - 60 Hz

Model	Type	Phase	230V 400V Capacitor				P1		P2
			A	A	F	V	kW	kW	HP
SCXM 203	D	1	5	-	20	450	1	0,6	0,8
SCXM 204	D		6,5	-	25	450	1,35	0,9	1,2
SCXM 205	D		7,5	-	25	450	1,6	1,1	1,5
SCXM 206	D		8,8	-	30	450	1,85	1,3	1,75





Close coupled multi-stage submersible pumps in chrome-nickel stainless steel.

Hydraulic part under the motor and motor cooled by the pumped water for safe operation also with the pump only partially immersed.

Double shaft seal with interposed oil chamber.

The suction strainer prevents the entrance of solids with diameter bigger than:2mm

Application

- For water supply from wells, tanks or reservoirs.
- For domestic use, for civil and industrial applications.
- For garden use and irrigation. Utilization of rain water.

Specification

- Insulation class: F
- Protection class: IP68
- Water temperature up to 40°C
- The solids in the water is less than 0.02%{heavy proportion)
- Minimum internal diameter of well: 155 mm
- Minimum immersion depth: 150mm
- Maximum immersion depth: 20m (with suitable cable length)
- Continuous duty
- Power: single-phase:1.5 kW
three-phase: 1.5 kW~ 3kW

- Power supply:

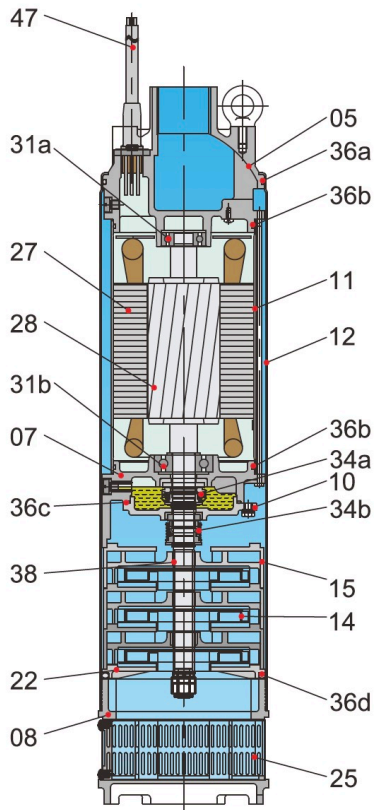
SCXM: single phase 230v±10%, 50Hz;
Control box with capacitor. And thermal device;

SCX: three phase 400v±10%, 50Hz;

- Cable length: 15m

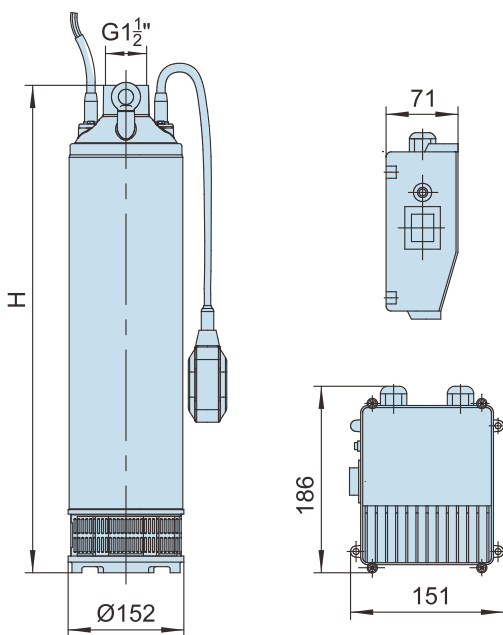
Special features on request

- Other voltages
- The length of cable is optional



Material of construction

Item No.	Part name	Material
5	Upper cover	Cast-iron
7	Bearing house	Cast-iron
8	Base plate	Cast-iron
10	Seal bracket	Cast-iron
11	Motor casing	Stainless steel
12	Outer casing	Stainless steel
14	Impeller	AISI304SS
15	Diffuser	PPO
22	Seat assembly	PPO
25	Strainer	AISI304SS
27	Stator	
28	Rotor	
31a,b	Bearing	
34a	Mechanical seal	Carbon-Ceramics
34b	Mechanical seal	Sic-Sic
36a,b,c,d	O'ring	NBR
38	Shaft sleeve	AISI304SS
47	Cable	H07RN-F



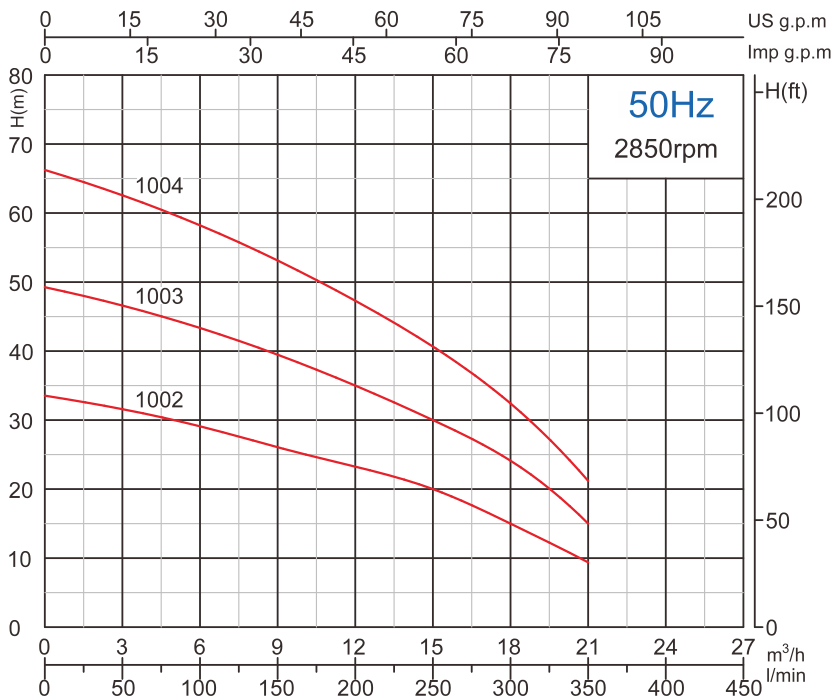
with float switch
pump(on demand)

Performance Table - 50 Hz

Model	Phase	230V 400V		Capacitor		P1		P2	
		A	A	F	V	kW	kW	HP	
SCXM 1002	1	10	/	20	450	2,2	1,5	2	
SCX 1002		/	3,8	/	/	2	1,5	2	
SCX 1003	3	/	5,5	/	/	2,8	2,2	3	
SCX 1004		/	7,2	/	/	3,9	3	4	

Performance Table - 50 Hz

Q	m³/h									
	0	3	6	9	10	12	15	18	21	
Q	l/min									
	0	50	100	150	167	200	250	300	350	
SCXM 1002	33	31	29	26	25	23	20	15	9	
SCX 1002	33	31	29	26	25	23	20	15	9	
SCX 1003	49	46	43	39	38	35	30	24	15	
SCX 1004	66	62	58	53	51	47	41	32	21	





www.sistema-pumps.com